

Tottori sand dune Paraglider school (Sand dune office)

☆ Information Booklet ☆



Contents

Thank-you very much for making a reservation.

In order to have a safe and smooth flight, please read through the manual.

- 1. How to contact us (p.3)**
- 2. Things to bring and rental options (p.4-5)**
- 3. Important precautions (p.6-7)**
- 4. Directions to our school (p.8-18)**
- 5. Cooperation for your review (p.19)**

How to contact us

You can contact us by any of the following methods.

Please feel free to reach out in case of any questions/emergency.

Mail: info@sakyu.info

Tel (incl. short message): **080-3874-3117**


Whatsapp



Instagram (DM)



LINE



Things to Bring

1. **Gloves** per person
2. **Sneakers or shoes for exercise**
3. **Socks**
4. **Appropriate clothes for exercise**

(Summer: breathable clothes are preferable. T-shirt and short trousers are fine.
During cold season: Please do not forget to bring jacket.)

5. **Drinks** (Sports drinks are preferable)

(Summer: 2L/person, Spring, autumn, and winter: 0.5L/person)

6. **Cover (e.g., plastic bags) for cameras** (Operating area of cameras often get damaged by sands.)

7. **Sunblock, hat, and sunglasses** (Beware for the sun burn and heatstroke)

* Our school has restroom, vending machine, and lockers.

* Please consider the "full equipment rental" option (p.5), which all necessary equipment can be rented.



Rental options

1. **Luggage storage** (e.g., store large suitcases) **500 JPY/person**




2. **Gloves** **100 JPY/person**



3. **Full equipment rental** **500 JPY/person**
(incl. gloves, sport shoes, warm jackets, handbag, sunglasses)



4. **Bicycle** **2,000 JPY/unit**



5. **Go-pro** **3,500 JPY/unit**



Important precautions (1/2)

1. Customers who weigh more than 85 kg needs to contact us beforehand.

* Please contact us and let us know about your weight for the safety. In order to have a safe flight, we might cancel the program considering the condition of the wind or the health condition of customer his/herself.

2. Please keep good physical conditions.

* We walk on the sand dune with baggage. After the flight, we need to carry equipment up the sand dune. Lack of sleep, lack of exercise, and hangover are going to be the cause of the heatstroke. Please take a good rest and get ready for the flight.

* Even if you arrive at the sand dune early, we recommend not to walk around before the flight and take a rest.

* In addition, we kindly ask parents to help carry equipment if children are participating our program.

3. The flight may be canceled due to the bad weather.

* Please note that program could be canceled by either strong wind or strong rain.

4. Please be on time.

* In case you will be late, please contact us as fast as possible for the convenience of other customers.

Important precautions (2/2)

5. The roads nearby are very crowded especially during the holidays.

* During the holiday seasons, the roads nearby are often very crowded. Please consider extra time for your arrival.

6. Fee will be charged for the last-minute cancellations.

- On the day and the day before: 100% of the fee

- 2 days before: 50% of the fee

- 3 days+ before: Free of charge

* Please inform us of any changes to your plans as soon as possible.

* No cancellation fee will be charged in case of program cancellation due to bad weather.

7. In summer, we restrict participants depending on the time of day.

* In summer, programs starting at 9:30~ and 12:30~ are expected to be conducted at very hot sand dune.

Participation during these times is limited to those who exercise regularly or who are used to the hot weather.

For others, we recommend to participate in the early morning (at 6:30am) and the afternoon (at 15:30pm).

Directions to our school: At Tottori station (鳥取駅)

① Around Tottori station

Sceneries you'll see around Tottori station.
At first, please head to the bus terminal located near the **North exit** of the station.



Directions to our school: At Tottori station (鳥取駅)

② Tottori station bus terminal

There are 2 types of buses you may take.
Both buses departure from **the platform No. "0"**.

1. **"Sand dune line"**; Available everyday
 - * Adult: 380 JPY/person, Child: 190 JPY/person
2. **"Loop Kirinjishi line"**; Available on weekends, holidays and during summer holidays (8/1~31)
 - * Adult: 300 JPY/person, Child :150 JPY/person
 - * (One day pass) Adult · Child:600 JPY/person

Please take either of them to the destination.



Directions to our school: Bus stops near our school



If necessary, see also the following videos utilizing Google maps.

Sand dune line : "Kodomo no kuni Iriguchi" bus stop to our school...[Link](#)

Loop Kirinjishi line : "Kodomo no Kuni" bus stop to our school...[Link](#)

Directions to our school: Sand dune line

Tottori Station ~ Kodomo no kuni Iriguchi (17min. by bus)

Please take the bus from the platform 0.
After you pass the tunnel, get ready to get off.
Get off at "Kodomo no kuni Iriguchi" bus stop.



Directions to our school: Sand dune line

Kodomo no kuni Iriguchi ~Our school (5min. on foot)

Please walk to the nearest intersection from the bus stop.
Turn right the intersection and go straight.
You'll see a "Sand dune guide map" on your right.



Directions to our school: Sand dune line


Kodomo no kuni Iriguchi ~Our school (5min. on foot)

Please walk along the green road.

Go up the hill or stairs you see on the other side of the road.

You will arrive at our school, the meeting point.

Please talk to the staff nearby.



**** Our school ****



Time table of the "Sand dune line"

* Tottori station
→ Sand dune *

鳥取駅→砂丘 凡例	1 交	2 丸	3 交	4 丸	5 交	6 丸	7 交	8 丸	9 交	10 丸	11 交	12 丸
鳥取駅前	9:10	9:40	10:50	11:30	12:30	13:00	14:10	14:40	15:50	16:20	17:30	18:00
本通り	9:12	9:42	10:52	11:32	12:32	13:02	14:12	14:42	15:52	16:22	17:32	18:02
川端一丁目	9:13	9:43	10:53	11:33	12:33	13:03	14:13	14:43	15:53	16:23	17:33	18:03
本町一丁目	9:14	9:44	10:54	11:34	12:34	13:04	14:14	14:44	15:54	16:24	17:34	18:04
県庁日赤前	9:15	9:45	10:55	11:35	12:35	13:05	14:15	14:45	15:55	16:25	17:35	18:05
西町	9:17	9:47	10:57	11:37	12:37	13:07	14:17	14:47	15:57	16:27	17:37	18:07
湯所	9:18	9:48	10:58	11:38	12:38	13:08	14:18	14:48	15:58	16:28	17:38	18:08
相生町	9:20	9:50	11:00	11:40	12:40	13:10	14:20	14:50	16:00	16:30	17:40	18:10
城北団地	9:21	9:51	11:01	11:41	12:41	13:11	14:21	14:51	16:01	16:31	17:41	18:11
丸山	9:22	9:52	11:02	11:42	12:42	13:12	14:22	14:52	16:02	16:32	17:42	18:12
渡辺美術館前	9:23	9:53	11:03	11:43	12:43	13:13	14:23	14:53	16:03	16:33	17:43	18:13
覚寺口	9:24	9:54	11:04	11:44	12:44	13:14	14:24	14:54	16:04	16:34	17:44	18:14
子供の国入口	9:27	9:57	11:07	11:47	12:47	13:17	14:27	14:57	16:07	16:37	17:47	18:17
砂丘センター展望台	9:30	10:00	11:10	11:50	12:50	13:20	14:30	15:00	16:10	16:40	17:50	18:20
砂の美術館前	9:31	10:01	11:11	11:51	12:51	13:21	14:31	15:01	16:11	16:41	17:51	18:21
鳥取砂丘(砂丘会館)	9:32	10:02	11:12	11:52	12:52	13:22	14:32	15:02	16:12	16:42	17:52	18:22

Tottori Station

Kodomo no
kuni Iriguchi

* Sand dune →
Tottori station *

砂丘→鳥取駅 凡例	1 交	2 丸	3 交	4 丸	5 交	6 丸	7 交	8 丸	9 交	10 丸	11 交	12 丸
鳥取砂丘(砂丘会館)	9:40	10:10	11:20	12:00	13:00	13:30	14:40	15:10	16:20	16:50	18:00	18:30
砂の美術館前	9:41	10:11	11:21	12:01	13:01	13:31	14:41	15:11	16:21	16:51	18:01	18:31
砂丘センター展望台	9:42	10:12	11:22	12:02	13:02	13:32	14:42	15:12	16:22	16:52	18:02	18:32
子供の国入口	9:45	10:15	11:25	12:05	13:05	13:35	14:45	15:15	16:25	16:55	18:05	18:35
覚寺口	9:48	10:18	11:28	12:08	13:08	13:38	14:48	15:18	16:28	16:58	18:08	18:38
渡辺美術館前	9:49	10:19	11:29	12:09	13:09	13:39	14:49	15:19	16:29	16:59	18:09	18:39
丸山	9:50	10:20	11:30	12:10	13:10	13:40	14:50	15:20	16:30	17:00	18:10	18:40
城北団地	9:51	10:21	11:31	12:11	13:11	13:41	14:51	15:21	16:31	17:01	18:11	18:41
相生町	9:52	10:22	11:32	12:12	13:12	13:42	14:52	15:22	16:32	17:02	18:12	18:42
湯所	9:54	10:24	11:34	12:14	13:14	13:44	14:54	15:24	16:34	17:04	18:14	18:44
西町	9:55	10:25	11:35	12:15	13:15	13:45	14:55	15:25	16:35	17:05	18:15	18:45
県庁日赤前	9:57	10:27	11:37	12:17	13:17	13:47	14:57	15:27	16:37	17:07	18:17	18:47
本町一丁目	9:58	10:28	11:38	12:18	13:18	13:48	14:58	15:28	16:38	17:08	18:18	18:48
川端一丁目	9:59	10:29	11:39	12:19	13:19	13:49	14:59	15:29	16:39	17:09	18:19	18:49
本通り	10:00	10:30	11:40	12:20	13:20	13:50	15:00	15:30	16:40	17:10	18:20	18:50
鳥取駅前	10:02	10:32	11:42	12:22	13:22	13:52	15:02	15:32	16:42	17:12	18:22	18:52

Kodomo no
kuni Iriguchi

Tottori Station

Directions to our school: Loop Kirinjishi line

Tottori station ~ Kodomo no Kuni (33min. by bus)

Available on weekends, holidays, and during summer holidays (8/1~31).



Please take the bus from the platform 0.
Get off at the “Kodomo no Kuni” stop.
You’ll see the black train nearby.



Directions to our school: Loop Kirinjishi line

Kodomo no Kuni ~ Our school (3min. on foot)

Walk in the opposite direction from Kodomo no Kuni.
Go down the slope, turn right and go straight.
You'll see our school on your right hand side.
Please talk to the staff nearby.



Time table of the "Loop Kirinjishi line"

★Wifi available in the bus.



Tottori Station

Kodomo no Kuni

Tottori Station

周遊コース (駅→鳥取砂丘→鳥取港→湖山池ナチュラルガーデン→駅) (線) (H29.4.12現在)

	1	2	3	4	5	6	7	8	9	10	11	12	1
	鳥取駅前バス ターミナル	わらべ館	鳥取城跡 (仁風閣)	渡辺美術館	砂丘センター 展望台	砂の美術館前	鳥取砂丘 (砂丘会館)	砂の美術館前	こどもの国	鳥取港 (賀露神社前)	鳥取港 (かっこ館前)	湖山池 ナチュラルガーデン	鳥取駅前バス ターミナル
1便	8:25	8:31	8:34	8:41	8:47	8:49	8:53	8:54	8:58	9:12	9:14	9:25	9:40
2便	9:15	9:21	9:24	9:31	9:37	9:39	9:43	9:44	9:48	10:02	10:04	10:15	10:30
3便	9:55	10:01	10:04	10:11	10:17	10:19	10:23	10:24	10:28	10:42	10:44	10:55	11:10
4便	10:45	10:51	10:54	11:01	11:07	11:09	11:13	11:14	11:18	11:32	11:34	11:45	12:00
5便	11:25	11:31	11:34	11:41	11:47	11:49	11:53	11:54	11:58	12:12	12:14	12:25	12:40
6便	12:15	12:21	12:24	12:31	12:37	12:39	12:43	12:44	12:48	13:02	13:04	13:15	13:30
7便	12:55	13:01	13:04	13:11	13:17	13:19	13:23	13:24	13:28	13:42	13:44	13:55	14:10
8便	13:45	13:51	13:54	14:01	14:07	14:09	14:13	14:14	14:18	14:32	14:34	14:45	15:00
9便	14:25	14:31	14:34	14:41	14:47	14:49	14:53	14:54	14:58	15:12	15:14	15:25	15:40
10便	15:15	15:21	15:24	15:31	15:37	15:39	15:43	15:44	15:48	16:02	16:04	16:15	16:30
11便	15:55	16:01	16:04	16:11	16:17	16:19	16:23	16:24	16:28	16:42	16:44	16:55	17:10
12便	16:45	16:51	16:54	17:01	17:07	17:09	17:13	17:14	17:18	17:32	17:34	17:45	18:00

In cases like...

1. Getting off at the wrong bus stop

* If you got off at the wrong bus stop, please contact us (0857-24-6124) as soon as possible.

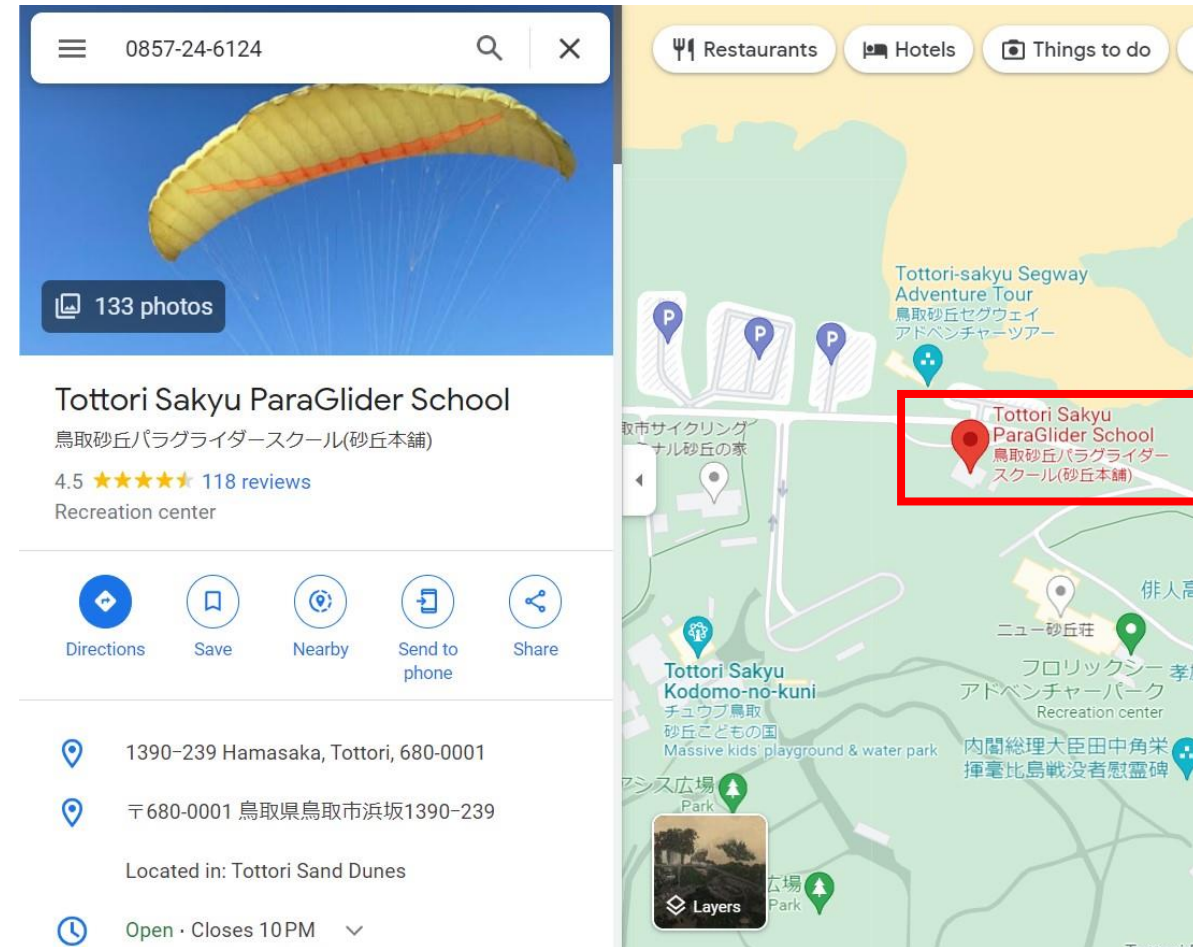
2. Coming by rental cars or by your own car

* Set the destination with telephone number (0857-24-6124). It is valid for both Google map/Apple map

* Souvenir shop “Rakudaya” is not our meeting spot. Please be careful.

3. Telling the destination to the taxi driver

* Tell the telephone number (0857-24-6124) and show the photo on this page.



Please post your review after the experience

We hope you enjoyed your experience today.

To further improve our services, please help us by rating and posting your reviews.

Your feedback is very encouraging to all of us!

Also, when you post photos or videos on Twitter or Instagram, we would be very grateful

if you could add the hashtag **#tottorisanddune** **#paragliding**

Google



Jalan



Asoview



At last

Thank-you very much for reading the information.

We're hoping to meet you very soon.

Please take care and enjoy your trip.

Tottori sand dune Paraglider school (Sand dune office)

Representative : Tadashi Ichikawa

Mail: info@sakyu.info Tel: 0857-24-6124